




360° WELLNESS




This range of mattresses and accessories is one of the results of a journey that Flou started many years ago, with the production of its beds that fired the imaginations and dreams of millions of people in Italy and across the world. The ultimate destination of the journey is total wellness when resting rest. However, there is also an additional driver seen in those people with research, discovery and innovation embedded in their DNA. They have an almost innate desire to look to the future for even further improvements. A journey that never ends.





---

GOOD NIGHT,  
GOOD LIFE.



# THE MATTRESS IS NOT SIMPLY A BEDROOM ACCESSORY BUT AN ESSENTIAL FACTOR IN WELLNESS

---

The history of the mattress developed through the centuries and its evolution represented a radical change in the way sleep was considered. From grabbing some sleep without the body lying on a hard surface, but protected from direct contact with the ground and damp, to an important element essential for healthy rest and an improvement in the quality of life.

However, we had to wait until the beginning of the 20th-century to see the mattress as we know it today and to comprehend how important it is for the wellness of our minds and bodies.

In today's world, the mattress has become an essential element not only for good quality sleep but it also makes an important contribution to improving our quality of life.



THE TALE  
OF WELLNESS  
CONTINUES.

After having written the history of the bed, Flou now presents a new line of mattresses and accessories designed to transform rest into an interlude of total wellness. Produced using the very latest technology, and ever true to traditional values, the Flou mattresses and accessories include a broad range of products, designed to satisfy a wide range of demands and personal choices.



SLEEP IS FOR THE RIGHT  
AND THE JUST.  
HOWEVER THE MATTRESS  
IS NOT ALWAYS  
THE RIGHT ONE.

---

• Sleep is the final stage of any day; it is an essential period during which our body recovers its strength and energy to face the next day. The sedentary existence of modern living, our jobs, the lack of exercise and the increasingly stressful way we live are all factors that combine to necessitate that we pay much more attention to choosing a mattress that is much more suitable for our needs. An analysis of our life style, therefore, makes an important contribution to highlighting our needs and leaving us receptive to the best advice regarding our choice.





EVEN IF WE DON'T TALK  
IN OUR SLEEP, OUR SLEEP  
TELLS A LOT ABOUT US.

---

• In her book 'The secret language of sleep', the American sociologist Evany Thomas explains the various positions we adopt when we sleep together; they speak volumes about the love, the affection and the sex life of a couple and its essential dynamics.

EVEN WHEN  
SLEEPING ALONE,  
PEOPLE SHOULD LIE IN  
THE RIGHT POSITION.

• The position we sleep in tells a lot more about us than would be expected, revealing many aspects of our personality.





STARFISH ~ Anyone who sleeps in this position is open to friendship, listening and helping others. Yet they like to distance themselves from the crowd and will often not assume their responsibilities.



~ TREE-TRUNK ~



~ RESEARCHER ~

TREE-TRUNK ~ Many pregnant women lie in this position because it is so comfortable. In more terms, the tree-trunk sleeper is sociable and loves company.

RESEARCHER ~ An open mind is typical of the person who sleeps in this position, even though time and thought are necessary before a decision is made. However, once the decision has been finalized, it is unlikely anyone will change his mind.



~ FETAL POSITION ~

FETAL POSITION ~ This person is very sensitive and loves relaxing in this typically feminine position.



~ SOLDIER ~

SOLDIER ~ The person who sleeps in this position is severe with himself and with others; s/he is always calm and reserved and loves a regular, orderly life.



~ FREE FALL ~

FREE FALL ~ The person who sleeps in this position detests criticism and tries to avoid stressful situations; s/he will be argumentative, tends to be passive and always walking on a razor's edge.

SLEEPING POSITIONS  
ARE IMPORTANT  
IN THE PRIVATE LIFE  
OF A COUPLE



~ SPOON POSITION ~



SPOON POSITION ~ This position indicates a need for protection and epitomizes a stable couple living in harmony. According to the sociologist Thomas, this position is typical of a couple in their second important relationship; they have already experienced the feeling of abandonment, and now require stability, certainty and shelter.

~ THE GATE ~



THE GATE ~ The person who sleeps in this position has little inclination to dialogue even when serious discussion is needed.

~ ABUSIVE ~



ABUSIVE ~ As its name would suggest, one person tries to dominate the other, with an unbalanced power-base and little equality between the two partners.

~ CRIME SCENE ~



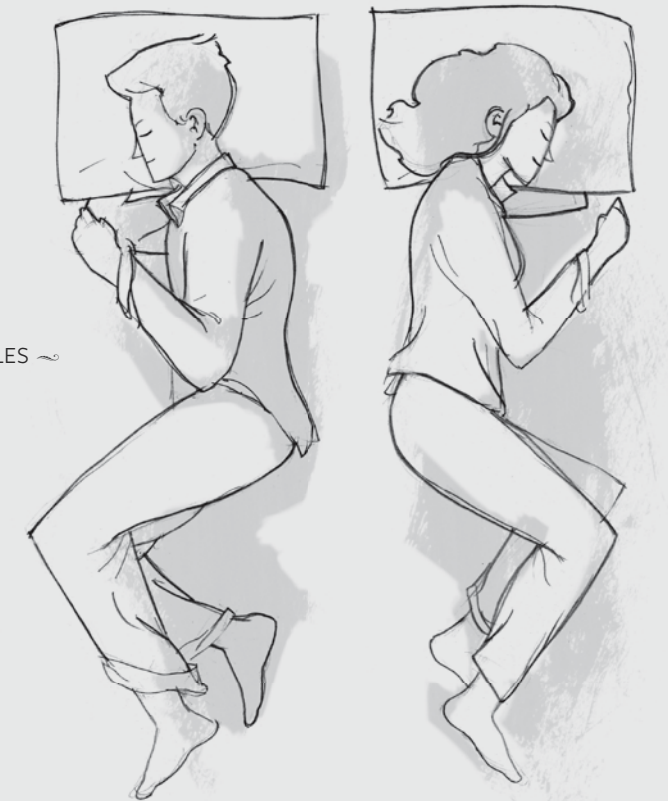
CRIME SCENE ~ Despite its name, this position is typical of the couple that is fully satisfied with their relationship and who cohabit in a loving, relaxed, peaceful environment.

~ THE KOALA ~



THE KOALA ~ Be careful, what would appear to be the perfect loved-up position actually reveals that one of the partners suffers from excessive possessiveness who is obsessed and suffocating.

~ SCALES ~



SCALES ~ The couples who sleep back-to-back have a very solid bond and will be able to survive moments of crisis by tackling them together and their relationship will grow stronger thanks to these testing experiences.

AN INCORRECT SLEEPING  
POSITION CAN LEAD  
TO PHYSICAL PROBLEMS  
IN THE LONG TERM.

THE NECK ~ If the neck is not supported correctly, the muscles will feel the tension and this can lead to pain in the neck area.

THE BACK ~ If the back is not supported in the correct position during sleep, it may become painful.

HIPS AND JOINTS ~ A sleeping surface that is too hard can lead to painful hips and joints.

KNEES ~ Anyone with knee pathologies must choose a mattress that will cause minimum pressure on the joint.

SHOULDER AND BACK MUSCLES ~ An incorrect sleeping position can lead to the development of fibrositis (or FMS – fibromyalgia syndrome) in the shoulder and back muscles.

ARMS ~ Shooting pains and numbness of the arms are caused by an inflammation of the neck nerves and these conditions may develop when the body is not supported correctly during sleep.

SCIATICA ~ A mattress that will oblige us to lie in an unnatural position will aggravate sciatica.

BLOOD CIRCULATION ~ Good blood circulation can be compromised if the mattress creates pressure points on the body.





LIE IN THE POSITION  
YOU LIKE BEST.  
FLOU WILL DO  
EVERYTHING TO MAKE  
YOU FEEL EVEN  
BETTER.

---

The high quality of the Flou mattresses is determined by the excellent ergonomics, that is, the capacity to guarantee the correct support for the body irrespective of the lying position during sleep. However, the main function of ergonomics is to provide maximum comfort and support for the body constantly during sleep.

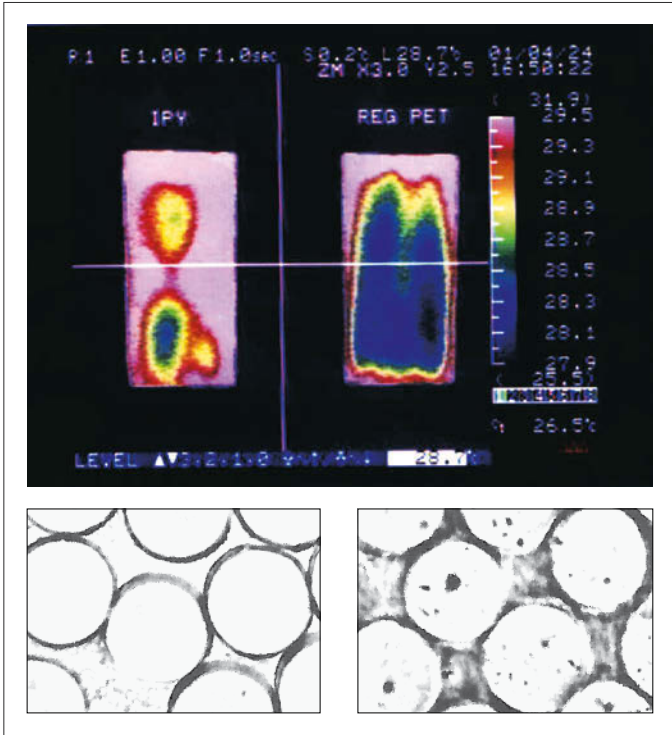
This is guaranteed by Flou's Top Sense system that satisfies every personal requirement and reduces to a minimum the problematic nocturnal position-shifting, improving the circulation and regulating humidity and heat to allow the highest level of psycho-physical wellness during sleep.

THE FLOU SYSTEM.  
THE IMPORTANCE  
OF EACH INDIVIDUAL  
COMPONENT  
FOR TOTAL WELLNESS.



The Flou System contains a number of elements that, when combined, ensure the maximum degree of wellness during sleep. By applying the most advanced studies, the research into new materials and the most innovative technical processes to the traditional bed components, today Flou is in a position to present mattresses, pillows, duvets and bedlinen sets that are avant-garde and designed to accommodate all aspects of sleep, posture, microclimate and microcirculation.

Total Body is an innovative system that combines all of the components associated with sleep, the mattress, the four-seasons duvet and pillows to provide immediate benefits to anyone using them. Thanks to the easy elimination of toxins, the Total Body system allows the body to recover more quickly from trauma and stress, with regeneration of all of the energy necessary to face the new day with renewed vitality.



# WHAT ARE THE ESSENTIAL INGREDIENTS OF WELLNESS?

● Every Flou mattress is available in a range of filling materials and these allow each person to choose the mattress that best suits the needs of his/her body and corresponds to their personal idea of rest.



WOOL ~ Warm and soft to touch, the pure white new wool used by Flou is a completely natural protein substance that has unusual elastic curls. Thanks to its structure, this material has high hygroscopic and heat insulation properties, meaning it is resistant to dry heat; it regulates the temperature and absorbs damp and perspiration thanks to the air trapped between the fibers.



COTTON ~ This is extracted exclusively from the mature cotton plant pods. The special combing technique for the cotton used by Flou creates a layer of ideal thickness; it is soft and strong and has excellent hygroscopic properties.



LATEX ~ Flou Latex is a natural material with the greatest elastic properties known; its instantaneous ability to return to its original shape, even when compressed or stretched, positions it among the best ergo-anatomical materials used in the various layers of the mattress. Recent studies completed in the USA have shown that products in latex are three times more resistant to house-mite than all other commonly used materials.



TOTAL BODY ~ This is an exclusive padding consisting of bioceramic fibers enriched with silver ions. This innovative composition has been studied to stimulate the capillary vessels and boost the blood circulation. Moreover, Total Body provides an efficacious barrier to protect the human body against attack from dangerous bacteria.

By exploiting heat energy produced naturally by the human body, this innovative bioceramic fiber potentiates the microcirculation and improves the body's immune system. As a direct consequence, the microcirculation is stimulated and the process of cell-ageing slows down.

By improving the blood circulation during the night, Total Body helps the body eliminate toxins and excess acidity. This means that the body will maintain an excellent state of wellness and recover more rapidly from trauma and stress; people will always wake up refreshed and ready to face the day ahead.



# THE SYMBOLS



COTTON



WOOL



TOTAL BODY



LATEX



MEMOFORM



SPRINGS



POCKET SPRINGS



MICRO SPRINGS



AERATION HOLES



TRANSPIRING BELT 3D



TRANSPIRING BELT 6D



TURN



NO TURN



NO GLUES USED



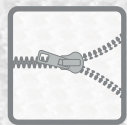
CRAFTSMANSHIP



ERGONOMIC



MOTION SYSTEM



REMOVABLE COVERS



HANDLES




WASHABLE

TECHNOLOGY  
CONTRIBUTES  
TO BETTER SLEEP.



HAND MADE ~ ADAPTIVE ~ LATEX  
MEMOFORM ~ POCKET SPRINGS ~ SPRINGS

• The Flou mattress collection summarizes the value of each individual product. From the products made by hand, following in the footsteps of tradition, to the most innovative developments, the expression of research and the latest technology.  
The characteristics of the individual components in this line are represented by Top Sense, the system that Flou studied to achieve maximum anatomical comfort and consequently, absolute wellness.



HAND MADE.  
ALL THE DELIGHTFUL  
PLEASURE OF  
SOMETHING TOTALLY  
UNIQUE

---

● Each individual piece of the Hand Made line is unique and different to all of the others and is targeted by people who desire the luxury of master crafts tied into tradition.



COMFORT H26

SOFT - MEDIUM - FIRM

The model Comfort H26 is an elegant traditional-style mattress with an artisan finish; it has an innovative layer of pocket micro-springs that accommodates the body gently and gradually.



Master craftsmen have quilted the surface layer of the mattress to keep its filling firmly in place and extend its life.





COVER AND PADDING

The mattress cover treated with Teflon® is stain-resistant and water-repellent. The external fabric is 100% natural Jacquard. The following fillings are available:

- cotton - cotton
- cotton - wool
- wool - wool
- Total Body - cotton
- Total Body - wool

Master craftsmen have quilted the surface layer of the mattress to keep its filling firmly in place and extend its life.

ERGONOMIC BLOCK

1<sup>st</sup> layer: Latex to improve the elasticity

2<sup>nd</sup> layer: Cotton to improve the dispersion of damp and perspiration

3<sup>rd</sup> layer: Micro-springs for gradual accommodation

4<sup>th</sup> layer: Pocket springs in differentiated zones







Width cm.	80	85	90	100	120	140	160	170	180	200
Length cm.	200	210								
Height cm.	26									






Rigidity grade

soft ●○○○○

medium ●●●○○

firm ●●●●○








COMFORT H22  
SOFT - MEDIUM - FIRM

The model Comfort H22 is an elegant traditional-style mattress crafted with an artisan finish; it is complete with pocket spring technology arranged in differentiated zones.



Master craftsmen have quilted the surface layer of the mattress to keep its filling firmly in place and extend its life.





COVER AND PADDING

The mattress cover treated with Teflon® is stain-resistant and water-repellent. The external fabric is 100% natural Jacquard. The following fillings are available:

- cotton - cotton
- cotton - wool
- wool - wool
- Total Body - cotton
- Total Body - wool

Master craftsmen have quilted the surface layer of the mattress to keep its filling firmly in place and extend its life.

ERGONOMIC BLOCK

1<sup>st</sup> layer: Latex to improve the elasticity

2<sup>nd</sup> layer: Cotton to improve the dispersion of damp and perspiration

3<sup>rd</sup> layer: Pocket springs arranged in differentiated zones






Width cm.	80	85	90	100	120	140	160	170	180	200
Length cm.	200	210								
Height cm.	22									






Rigidity grade

soft ●○○○○

medium ●●●○○

firm ●●●●○





# ADAPTIVE. THE MAXIMUM LEVEL OF INNOVATION.

● The new line Adaptive has been studied to facilitate interaction between each individual component of the mattress and the psycho – physical requirements of the person resting. This actively and synergistically orients the various structural elements to generate a state of absolute wellness.



ADAPTIVE TOP SENSE

The new collection Flou Adaptive Top Sense has anatomical comfort that can be personalized thanks to the addition of goose down or anti-allergenic fibers.

Complete with an innovative 6D system of advanced ventilation, thanks to its 'No Turn' technology, the mattress does not need to be turned periodically.





**COVER AND PADDING**

The cover has been treated with Bayscent® Neutralizer, a special technology applied to the external layer to eliminate nasty odors in a selective way, and preserve the properties of the fabric itself (appearance, softness, transpiration).

Available filled with Total Body, wool or cotton, the cover of the Adaptive Top Sense mattresses can be easily removed, thanks to the zip fastener.

To increase the cozy beckoning welcome, there is a removable quilt inside the cover and this can be supplied in anti-allergenic fiber or down.

The 6D sides: this is a system of advanced ventilation that maximizes the transpiration properties of the mattress.



**ERGONOMIC BLOCK**

**1<sup>st</sup> layer:** An ultra-transpiring layer in memory form. The key features are its high transpiration capacity (500 times greater than a normal layer of viscoelastic substance) and the perfect and constant air circulation possible thanks to its innovative honeycomb cell structure.

**2<sup>nd</sup> layer:** Slow return viscoelastic substance. This consents better distribution of pressure exerted by the body, increasing the microcirculation particularly in the famously critical contact points (the back, the heels and the elbows).




**3<sup>rd</sup> layer:** 3-zone ergonomic block. Its extreme ductility and the elasticity provide the ideal support for very different body shapes and sizes.


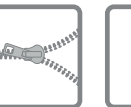





**4<sup>th</sup> layer:** 5-zone ergonomic block. When combined with the previous, this layer provides the body with gradual and progressive support, thanks also to the presence of longitudinal slits.

Width cm.	80	85	90	100	120	140	160	165	170	180	200
Length cm.	190	195	200								
Height cm.	28										

Rigiditygrade

ADAPTIVE TOP SENSE ●○○○○





ADAPTIVE

Ergonomics, technology and precious materials are the important features of this mattress that guarantee excellent performance and a superior degree of comfort thanks to the ‘No Turn’ technology, that eliminates the need to turn the mattress periodically.



CLASS I MEDICAL DEVICE



Please read all warnings and instructions for use very carefully


Thanks to its non-deformable properties, its support remains unchanged for slim or stocky bodies. Adaptive can provide the same degree of comfort to very different body shapes and sizes.



**COVER AND PADDING**

The cover has been treated with Bayscent® Neutralizer, a special technology applied to the external layer to eliminate nasty odors in a selective way, and preserve the properties of the fabric itself (appearance, softness, transpiration).

- The following fillings are available:
- cotton - cotton
  - cotton - wool
  - wool - wool
  - Total Body - cotton
  - Total Body - wool



**ERGONOMIC BLOCK**

**1<sup>st</sup> layer:** An ultra-transpiring layer in memory form. The key features are its high transpiration capacity (500 times greater than a normal layer of viscoelastic substance) and the perfect and constant air circulation possible thanks to its innovative honeycomb cell structure.

**2<sup>nd</sup> layer:** Slow return viscoelastic substance. This consents better distribution of pressure exerted by the body, increasing the microcirculation particularly in the famously critical contact points (the back, the heels and the elbows).

**3<sup>rd</sup> layer:** 3-zone ergonomic block. Its extreme ductility and the elasticity provide the ideal support for very different body shapes and sizes.

**4<sup>th</sup> layer:** 5-zone ergonomic block. When combined with the previous, this layer provides the body with gradual and progressive support, thanks also to the presence of longitudinal slits.

Width cm.	80	85	90	100	120	140	160	165	170	180	200
Length cm.	190	195	200	210							
Height cm.	22										

Rigidity grade  
ADAPTIVE ●○○○○



# MEMOFORM. TECHNOLOGY SPLIT INTO TWO PARTS.

●  
The new Flou Memoform line is a concentrate of two technologies that interact to create ergonomic solutions and a unique level of comfort.

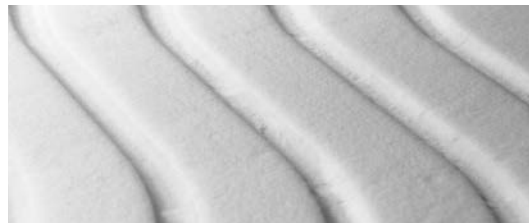





MEMOFORM

The Memoform model is a traditional-style range of mattresses, potentiated by two technological developments of pocket springs and viscoelastic to provide unique and excellent performance.

The mattress can be supplied in two thicknesses - H22 and H26.







COVER AND PADDING

The mattress cover treated with Teflon® is stain-resistant and water-repellent.

The external fabric is 100% natural Jacquard.

The following fillings are available:

- cotton - cotton
- cotton - wool
- wool - wool
- Total Body - cotton
- Total Body - wool

ERGONOMIC BLOCK

**1<sup>st</sup>-3<sup>rd</sup> layer:** Slow return viscoelastic substance. These layers consent better distribution of pressure exerted by the body increasing the microcirculation particularly in the famously critical contact points (the back, the heels and the elbows). They allow the mattress to be turned to exploit the personalized choice of filling.

**2<sup>nd</sup> layer:** Low pocket springs work in synergy with the viscoelastic substance to facilitate the sleeping person's movements during the night and improve the efficiency of the dispersion of damp and perspiration and the microclimate as a result.

Width cm.	80	85	90	100	120	140	160	165	170	180
Length cm.	190*	195*	200	210*						
Height cm.	22	26								

\* Length available only for the mattress H22

grado rigidità

MEMOFORM H22      ●●○○○

MEMOFORM H26      ●●○○○



MEMOFORM TOP SENSE

All of the values that characterize a quality product can be identified in the new collection Memoform Top Sense. These represent the synthesis of a research direction that aims to reveal new sensations associated with comfort, with the ultimate goal of absolute wellness.





**COVER AND PADDING**

The cover has been treated with Bayscent® Neutralizer, a special technology applied to the external layer to eliminate nasty odors in a selective way, and preserve the properties of the fabric itself (appearance, softness, transpiration).

Available filled with Total Body, wool or cotton, the cover of the Memoform Top Sense mattresses can be easily removed for cleaning and repairs, thanks to the zip fastener.

To increase the cozy beckoning welcome, there is a removable quilt inside the cover and this can be supplied in anti-allergenic fiber or down.

The 6D sides: this is a system of advanced ventilation that maximizes the transpiration properties of the mattress.



**ERGONOMIC BLOCK**

**1<sup>st</sup>-3<sup>rd</sup> layer:** Slow return viscoelastic substance. This consents a better distribution of pressure exerted by the body increasing the microcirculation particularly in the famously critical contact points (the back, the heels and the elbows).






**2<sup>nd</sup> layer:** Low pocket springs work in synergy with the viscoelastic substance to facilitate the sleepin person's movements during the night and improving the efficiency of the dispersion of damp and perspiration , and the microclimate as a result.




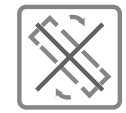


Width cm.	80	85	90	100	120	140	160	165	170	180
Length cm.	190	195	200							
Height cm.	28									

Rigidity grade

MEMOFORM TOP SENSE

●●○○○





# POCKET SPRINGS, EVOLUTION OF THE SPECIES.

● Maximum comfort and support for the back is guaranteed by the total independence of the springs and the way they adapt perfectly to the body.



# POCKET SPRING MATTRESS 3-ZONE EXTRA SOFT - MEDIUM

Pocket spring mattress 3 areas, a traditional-style mattress with 3-zone independent springs, available in a soft and medium version.



**COVER AND PADDING**

The mattress cover treated with Teflon® is stain-resistant and water-repellent. The external fabric is 100% natural Jacquard.

The following fillings are available:

- cotton - cotton
- cotton - wool
- wool - wool
- Total Body - cotton
- Total Body - wool



**ERGONOMIC BLOCK**

**1<sup>st</sup> layer:** Cotton to improve the dispersion of damp

**2<sup>nd</sup> layer:** Pocket springs arranged in differentiated zones

Width cm.	80	85	90	100	120	140	160	165	170	180	200
Length cm.	190	195	200	210	220						
Height cm.	20										

Rigidity grade

POCKET SPRING MATTRESS 3-ZONE extra soft ●○○○○

POCKET SPRING MATTRESS 3-ZONE medium ●●●○○



POCKET SPRINGS


Pocket springs mattress, a traditional-style mattress with independent springs.



**COVER AND PADDING**

The mattress cover treated with Teflon® is stain-resistant and water-repellent. The external fabric is 100% natural Jacquard. The following fillings are available:

- cotton - cotton
- cotton - wool
- wool - wool
- Total Body - cotton
- Total Body - wool



**ERGONOMIC BLOCK**

**1<sup>st</sup> layer:** Cotton to improve the dispersion of damp

**2<sup>nd</sup> layer:** Individual pocket springs to better follow the movements of each person without disturbing the sleep of the partner sharing the bed.

Width cm.	80	85	90	100	120	140	160	165	170	180
Length cm.	190	195	200	210	220					
Height cm.	20									

Rigidity grade  
POCKET SPRINGS ●●●●○



POCKET SPRINGS TOP SENSE

All of the values that characterize a quality product can be identified in the new collection Top Sense. These represent the synthesis of research that aims to reveal new sensations associated with comfort, with the ultimate goal of absolute wellness.



**COVER AND PADDING**

The cover has been treated with Bayscent® Neutralizer, a special technology applied to the external layer to eliminate nasty odors in a selective way, and preserve the properties of the fabric itself (appearance, softness, transpiration).

Available filled with Total Body, wool or cotton, the cover of the Pocket Spring Top Sense mattresses can be easily removed for cleaning, thanks to the zip fastener.

To increase the cozy beckoning welcome, there is a removable quilt inside the cover and this can be supplied in anti-allergenic fiber or down.

The 6D layer: this is a system of advanced ventilation that maximizes the transpiration properties of the mattress.

**3-ZONE POCKET SPRING MATTRESS TOP SENSE** with two degrees of rigidity: extra soft, medium.

**ERGONOMIC BLOCK**

**1<sup>st</sup> layer:** Cotton to improve the dispersion of damp

**2<sup>nd</sup> layer:** Individual pocket springs to better follow the movements of each person without disturbing the sleep of the partner sharing the bed.

**POCKET SPRING TOP SENSE MATTRESS**

**ERGONOMIC BLOCK**

**1<sup>st</sup> layer:** Cotton to improve the dispersion of damp

**2<sup>nd</sup> layer:** Individual pocket springs to better follow the movements of each person without disturbing the sleep of the partner sharing the bed.

Width cm.	80	85	90	100	120	140	160	165	170	180	200*
Length cm.	190	195	200								
Height cm.	25										

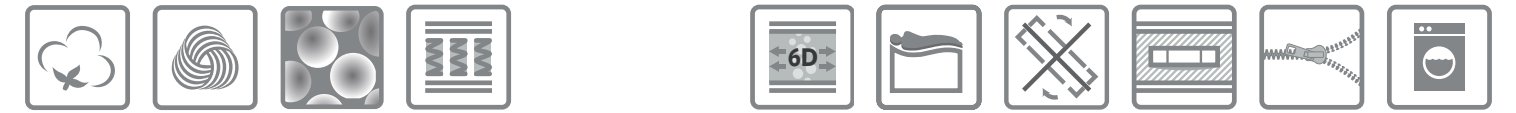
\* Width 200 cm. available only for Pocket spring Mattresses 3-zone

Rigidity grade

POCKET SPRING MATTRESS 3-ZONE TOP SENSE extra soft ●○○○○

POCKET SPRING MATTRESS 3-ZONE TOP SENSE medium ●●●○○

POCKET SPRING MATTRESS TOP SENSE ●●●●○



# SPRUNG A STRONG LINK TO TRADITION.


• Anyone who has his/her heart set on the 'traditional' mattress will love the Sprung mattress for its basic qualities of comfort and hardness.




SPECIAL  
RIGIDO ORTHOPEDIC

A traditional-style mattress complete with Bonnel technology.







COVER AND PADDING

The mattress cover treated with Teflon® is stain-resistant and water-repellent. The external fabric is 100% natural Jacquard.

The following fillings are available:


- cotton - cotton
- cotton - wool
- wool - wool
- Total Body - cotton
- Total Body - wool

ERGONOMIC BLOCK

1<sup>st</sup> layer: Cotton to improve the dispersion of damp

2<sup>nd</sup> layer: Springs Bonnel



Width cm.	80	85	90	100	120	140	160	165	170	180	200
Length cm.	190	195	200	205	210	220	<div><div>Rigidity grade</div><div>SPECIAL</div><div>RIGIDO ORTHOPEDIC</div></div>				
Height cm.	20										




ANALLERGIC SPRING

A traditional-style mattress complete with Bonnel technology, soft version.







COVER AND PADDING

The mattress cover treated with Teflon® is stain-resistant and water-repellent.

The external fabric is Jacquard with Soften Dimo padding.

ERGONOMIC BLOCK

1<sup>st</sup> layer: Soften Dimo padding

2<sup>nd</sup> layer: Springs Bonnel

Width cm.	80	85	90	100	120	140	160	165	170	180	200
Length cm.	200	210	220								
Height cm.	20										

Rigidity grade



SPRING ●●○○○



SPRING TOP SENSE

All of the values that characterize a quality product can be identified in the new collection Sprung Top Sense. These represent the synthesis of research that aims to reveal new sensations associated with comfort, with the ultimate goal of absolute wellness.





**COVER AND PADDING**

The cover has been treated with Bayscent® Neutralizer, a special technology applied to the external layer to eliminate nasty odors in a selective way, and preserve the properties of the fabric itself (appearance, softness, transpiration).

Available filled with Total Body, wool or cotton, the cover of the Springs Top Sense mattresses can be easily removed for cleaning, thanks to the zip fastener.

To increase the cozy beckoning welcome, there is a removable quilt inside the cover and this can be supplied in anti-allergenic fiber or down.

The 6D sides: this is a system of advanced ventilation that maximizes the transpiration properties of the mattress.

**ERGONOMIC BLOCK**  
Springs Bonnel

Width cm.	80	85	90	100	120	140	160	165	170	180	200
Length cm.	190*	195*	200	205*							
Height cm.	25										

\* Length 190 - 195 - 205 cm. available only for Special and Rigido Orthopedic mattresses

Rigidity grade

SPECIAL

●●○○○

RIGIDO ORTHOPEDIC

●●●○○

SPRING


●●○○○

66

67

# LATEX. THE NATURAL ASPECTS OF REST.


● Produced in 100% natural latex, this mattress satisfies the demands of people who love living their personal wellness in perfect harmony with natural products.



LATEX

Traditional style mattress complete with a layer of 100% latex.







COVER AND PADDING

The mattress cover treated with Teflon<sup>®</sup> is stain-resistant and water-repellent. The external fabric is 100% natural Jacquard.

The following fillings are available:

- cotton - cotton
- cotton - wool
- wool - wool
- Total Body - cotton
- Total Body - wool

ERGONOMIC BLOCK

Natural double honeycomb-cell latex to improve transpiration.

Width cm.	80	85	90	100	120	140	160	165	170	180
Length cm.	190	195	200	210						
Height cm.	20									

Rigiditygrade


LATEX ●●●○○



LATEX TOP SENSE

All of the values that characterize a quality product can be identified in the new collection Latex Top Sense. These represent the synthesis of research that aims to reveal new sensations associated with comfort, with the ultimate goal of absolute wellness.






**COVER AND PADDING**

The cover has been treated with Bayscent® Neutralizer, a special technology applied to the external layer to eliminate nasty odors in a selective way, and preserve the properties of the fabric itself (appearance, softness, transpiration).

Available filled with Total Body, wool or cotton, the cover of the Latex Top Sense mattresses can be easily removed for cleaning, thanks to the zip fastener.

To increase the cozy beckoning welcome, there is a removable quilt inside the cover and this can be supplied in anti-allergenic fiber or down.

The 6D sides: this is a system of advanced ventilation that maximizes the transpiration properties of the mattress.



**ERGONOMIC BLOCK**

Natural double honeycomb-cell latex to improve transpiration.

Width cm.	80	85	90	100	120	140	160	165	170	180
Length cm.	190	195	200							
Height cm.	25									

Rigidity grade

LATEX TOP SENSE ●●●○○




FREEDOM  
OF MOVEMENT.

• The mattresses for Flou's adjustable mattress supports have been designed to permit maximum freedom of movement and allows the sleeping person to find the most comfortable position. The back and the legs can be raised easily to suit requirements, increasing wellness and improving the quality of life.



POCKET SPRINGS MOTION



COVER AND PADDING

The mattress cover treated with Teflon® is stain-resistant and water-repellent. The external fabric is 100% natural Jacquard.

The following fillings are available:

- cotton - cotton
- cotton - wool
- wool - wool
- Total Body - cotton
- Total Body - wool


ERGONOMIC BLOCK

Individual pocket springs to better follow the movements of each person without disturbing the sleep of the partner sharing the bed. Central metal thread to allow the mattress movement.

Rigidity grade

●○○○○

LATEX



COVER AND PADDING

The mattress cover treated with Teflon® is stain-resistant and water-repellent.

The external fabric is 100% natural Jacquard.

The following fillings are available:

- cotton - cotton
- cotton - wool
- wool - wool
- Total Body - cotton
- Total Body - wool

ERGONOMIC BLOCK

Natural double honeycomb-cell latex to improve transpiration.

Rigidity grade

●●●○○

ADAPTIVE MOTION



COVER AND PADDING

The cover has been treated with Bayscent® Neutralizer, a special technology applied to the external layer to eliminate nasty odors in a selective way, and preserve the properties of the fabric itself (appearance, softness, transpiration).

ERGONOMIC BLOCK

1<sup>st</sup> layer: An ultra-transpiring layer in memory form.


2<sup>nd</sup> layer: Slow return viscoelastic substance.

3<sup>rd</sup> layer: 3-zone ergonomic block.

4<sup>th</sup> layer: 5-zone ergonomic block.

Rigidity grade

●○○○○



Width cm.	80	85	90	100	120
Length cm.	200	210			
Height cm.	20	22*			

\* Height 22 cm. available only for Adaptive motion mattresses



IT'S ALWAYS BEST TO  
KNOW WHAT IS  
UNDERNEATH.

---

● The Flou sommiers and the bases were developed as the ideal complement for the Flou mattresses. Studied to create the ideal support with the right degree of rigidity and comfort, the Flou bases achieve perfect equilibrium with the mattress and exalt its qualities. In addition to guaranteeing an excellent level of comfort when combined with any kind of mattress, the sommiers increase the pleasure of sleep and prolong the lifespan of the mattress.





# BASE COMFORT

The base has an open structure, in Douglas fir heartwood slats, and is topped with two layers of springs and covered with a high-transpiration three-dimensional fabric.

The base is a delightful combination of esthetics and wellness because it is complete with a removable external cover, in leather or fabric; it can be embellished with a selection of Flou headboards.





An active system that enhances the technical and functional characteristics of the sprung mattresses.

- The comfort is provided by the pocket springs
- The elasticity is provided by the traditional springs
- 3D fabric to ensure that the base is silent and transpires
- Felt and slats distribute the weight loads and exalt the elastic performance of the springs

The Base Comfort can be supplied with: 4 feet or 2 feet and 2 castors or 4 castors




# STORAGE BASE

The storage base is an indispensable feature for anyone who needs to maximize their living space; however, they will not compromise on any of the bed's excellent quality or the revitalizing properties of their rest and relaxation, while preserving the ease of use of the storage compartment.

This base is available with three types of mattress support: with fixed slats with rigidity adjustment, with slats and with orthopedic base.



DISMANTABLE STORAGE BASE  
WITH FIXED SLATS WITH RIGIDITY ADJUSTMENT



DISMANTABLE STORAGE BASE  
ORTHOPEDIC MATTRESS SUPPORT




STORAGE BASE  
WITH SLATS



- The Flou pistons are fitted with sophisticated technology with 2 fixing positions that consent optimal balance for both light and heavy mattresses.
- Double slats in the back area with cursors to allow regulation of the slat rigidity.
- The mattress stop device at the head of the bed is a system that blocks the mattress when the mattress support is raised, preventing it from sliding.
- Long strap to easily lift the mattress without bending your back.



The storage base can be supplied with: 4 feet or 2 feet and 2 castors or 4 castors



# BASE H25

Completely dismantable base.  
Completely removable cover.  
Base available with mattress support with adjustable slats or with orthopedic mattress support.



MATTRESS SUPPORT WITH ADJUSTABLE SLATS ~ This support consists of multilayer beechwood slats and is fitted with a system that adjusts the rigidity of the back area, allowing personalized comfort to suit requirements. It can be used with all of the mattresses in the Flou range and is delivered in kit form to facilitate assembly even in compact spaces.



ORTHOPEDIC MATTRESS SUPPORT ~ This support can be used with all types of spring and pocket spring mattresses; it consists of two panels of beech multilayer that guarantee firm support and, thanks to the special slits, facilitate the ventilation of the mattress. It is delivered in kit form to facilitate assembly even in compact spaces.



The base H25 can be supplied with: 4 feet or 2 feet and 2 castors or 4 castors




BASE H16

Completely dismantable base.  
Completely removable cover.  
Base available with mattress support with adjustable slats or with orthopedic mattress support.



MATTRESS SUPPORT WITH ADJUSTABLE SLATS ~ This support consists of multilayer beechwood slats and is fitted with a system that adjusts the rigidity of the back area, allowing personalized comfort to suit requirements. It can be used with all of the mattresses in the Flou range and is delivered in kit form to facilitate assembly even in compact spaces.

ORTHOPEDIC MATTRESS SUPPORT ~ This support can be used with all types of spring and pocket spring mattresses; it consists of two panels of beech multilayer that guarantee firm support and, thanks to the special slits, facilitate the ventilation of the mattress. It is delivered in kit form to facilitate assembly even in compact spaces.




The base H16 can be supplied with 4 feet



# ADJUSTABLE BED BASE

The Flou adjustable bed base is fitted with an electric command device that changes the position of the head, the back and the legs to achieve a ‘custom’ position, ideal for relaxation, for reading, using a tablet or PC and watching TV in perfect comfort.


Moreover, a sophisticated check-up system safely controls the electricity dispersion and power surges, and automatically returns the base to its original position.



- On demand, the adjustable bed base can be supplied with a synchronizer: a cable that allows the two mattress supports of the double-size bed to move simultaneously into the same position.
- Motorized device fitted with a control switch: in the event of power surges or failures, this will keep the magnetic fields in the socket and not in the mattress support.
- Battery: in the event of power failure, this will return the mattress support to its original flat position.
- Special regulator for electric-power adjusted mattress supports. It is used to adjust the height of the mattress.



The base with electric movements can be supplied with: 4 feet or 2 feet and 2 castors or 4 castors





## THE IMPORTANCE OF USING YOUR HEAD.

---

Pillows have an important job to do supporting the head during sleep. They must be able to guarantee the correct physiological position during sleep. To support the head and neck, pillows must be able to reduce the pressure points as this will avoid problems with circulation and ensure perfect transpiration in relation to the body's position during sleep.

Flou's vast range of pillows includes traditional styles and more avant-garde, in terms of shape and materials. They can satisfy every specific request to guarantee the best level of wellness for everyone.



# COMFORT PILLOW

External cover: 100% striped cotton satin. Internal cover: 100% cotton jersey.  
A natural, traditional-style product. The product is ideal for use in hot or colder weather, thanks to the sides in wool and cotton. The central core is double honeycomb transpiring latex.



# ADAPTIVE PILLOW

External cover material: 60 % anti-allergenic fiber - 40 % viscose.  
The design is ergo-anatomical in viscoelastic memoform. It has been studied to adapt to a wide range of body shapes, thanks to the exclusive ergonomic shape with its memory form properties that can be used in two different positions.

- The upper portion is filled with Total Body padding that guarantees a high level of heat regulation and transpiration. All of this is wrapped in a zipped cover that permits normal maintenance procedures. The external cover has been treated with Bayscent® Neutralizer, a special technology applied to the external fabric to eliminate nasty odors in a selective way, and preserve the properties of the fabric itself (appearance, softness, transpiration).
- The central part has been produced using a special viscoelastic substance with an exclusive cell structure that guarantees transpiration properties that are 500 times greater than the traditional foam padding.
- When viewed in section, the inner portion consists of two layers that have differentiated densities, allowing the progressive adaptation of the support in relation to the person's weight.





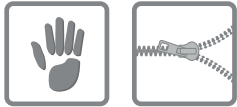
### GOOSE DOWN PILLOW

Cover: 100% cotton. Filled with certified and traceable goose down.  
Washable. Recommended for people who prefer soft natural support.



### MEMOFORM AIR PILLOW

Damask-finish cover: 80% cotton, 20% anti-allergenic fiber. The core is Memoform viscoelastic, with an open cell BIOSGEL structure, that can absorb heat.  
Resistant – Lightweight and transpiring – Clinically tested – Gentle on the skin.  
Recommended for people who find hot environments uncomfortable during the night; thanks to its high density molecular structure, this pillow absorbs heat much more slowly than the traditional pillows and stays cooler for longer.



### LATEX PILLOW

Cover: 100% striped damask cotton. It consists of latex foam and it stands out for its open cell, interconnecting structure that guarantees versatility and transpiration.  
Its excellent elastic properties make this the pillow that is suitable for all.



### MEMOFORM PILLOW

Cover: 100% cotton. This pillow is made completely from Memoform, a high-tech viscoelastic substance; it has a 100% pure cotton cover and the outer layer is a special fabric that allows optimal heat regulation. It adapts to all sleeping positions, maintaining the correct posture for the spinal column. It is recommended for the people who require better support for their neck region; it avoids contractions and leads to extremely regenerating sleep.





DACRON PILLOW

External cover material: 100% cotton.  
The pillow is filled with polyester padding that has high transpiration properties. Anti-allergenic – medium density – washable.  
Recommended for anyone looking for gentle support.



ANTI-ALLERGENIC PILLOW

External cover material: 100% cotton given a permanent anti-microbial treatment ‘AEGIS’. Synthetic padding. Very soft, excellent for allergy sufferers. Dermatologically tested.



WOOL PILLOW

External cover material: 100% cotton. Wool pillow - washable – medium density – resilient (elastic) – maintains the body temperature – absorbs the excessive damp and keeps the surfaces dry.  
Recommended for people who require considerable support.



ADJUSTABLE ROLLOFIL PILLOW

Cover: 100% cotton. The degree of support can be personalized thanks to the zip fastener that allows the padding to be removed or added. Washable. Recommended for people who wish to choose the degree of softness they want in a pillow.





# WELLNESS THROUGH THE SKIN.

● The wide range of Flou duvets has been studied to transform every night into an experience of absolute wellness. Starting from the careful selection of highest quality raw materials - traditional Hungarian goose down - to the most innovative developments - the fiber consisting of bioceramic particles and silver for the Total Body duvet - the Flou duvets have been designed for heat regulation and to maintain a constant body temperature, guaranteeing the dispersion of damp released during sleep and guaranteeing complete transpiration.


Moreover, each Flou duvet is available in the 4-seasons version, created by joining two duvets of different weights to customize the duvet and ensure the correct duvet weight for every season throughout the year.



## TOTAL BODY DUVET

A duvet with Total Body padding, a special bioceramic fiber with silver ions, that can transfer heat evenly and encourage the circulation of blood. Used in combination with mattresses that are filled with the same material, it enhances the delightful feeling of sleeping while cocooned in a sort of protective nest.

Available in the 4-seasons version: (300gr/mq + 80gr/mq); winter: (300gr/mq); summer: (80gr/mq).



## ANTI-ALLERGENIC DUVET

Filled with a special polyester padding, it has high transpiration and anti-allergenic properties.

Available in the 4-seasons version (300gr/mq + 100gr/mq).



## HUNGARIAN GOOSE DOWN

Extremely light and soft, this duvet has no equals in terms of quality and softness. Once the highest quality feathers have been selected, they are subjected to a careful sterilization process in Spa waters; they then fill the duvet bag that has been given a special treatment against house-mite.

Available in the 4-seasons version (16ogr/mq + 10ogr/mq).

## GOOSE DOWN DUVET

The down used to fill these duvets is harvested exclusively from the bird's neck region (these feathers are the warmest and softest). All of the down feathers are hand-selected, sorted by weight and size, and carefully sterilized.

The duvet is available in the version for winter (18ogr/mq) and the 4 seasons (16ogr/mq + 10ogr/mq).



# LONG LIVE WELLNESS!

● Flou's mattress and pillow protectors guarantee maximum hygiene, exalting and safeguarding the function of the products. The traditional materials such as pure cotton ticking and soft toweling are now joined by the innovative line in Bayscent® Neutralizer, an exclusive Flou fabric that protects the mattress and pillows, blocking unpleasant odors, maintaining a neutral smell.







## PROTECTIVE MATTRESS COVER PROTECTIVE PILLOW COVER BAYSCENT® NEUTRALIZER

The protective mattress cover and the protective pillow cover are produced in transpiring jersey fabric, treated with odor-busting Bayscent® Neutralizer – the selective technology against the bad odors. It selectively eliminates the odors while preserving the original characteristics of the fibers (appearance, 'softness' and transpiration).



## COTTON PROTECTIVE PILLOW COVER

A traditional-style product in 100% pure cotton, shrink-proof and machine washable.



## COTTON PROTECTIVE MATTRESS COVER TOWELING MATTRESS COVER

Shrink-proof protective mattress cover. A traditional-style product in 100% shrink-proof cotton, machine washable.

Towelng mattress cover, 100% elasticated cotton toweling. Machine washable.

# ON TOP

● These products have been manufactured with natural anti-bacterial materials that have high transpiration properties and can disperse any excess damp, the Flou Toppers are anatomical and have been designed to be placed on top of the mattress and increase the efficiency and the comfort of the products even more.

The Flou Toppers are available with three choice options: anti-allergenic fiber, goose-down and Memoform.





## MEMOFORM TOPPER



External cover material: 100% cotton, machine washable.  
External cover treated with Teflon® is stain-resistant and water-repellent

The following fillings are available

- cotton - cotton
- wool - wool
- cotton - wool
- Total Body - cotton
- Total Body - wool



Internal core in 5 cm Memoform viscoelastic material, layer with a special textural finish to provide natural transpiration.



## ANTI-ALLERGENIC TOPPER

External cover 100% cotton, filled with anti-allergenic fiber padding with a high transpiration power, 6 cm thick. It is produced in sections to allow the perfect circulation of air. Excellent anti-bacterial properties. Machine washable.

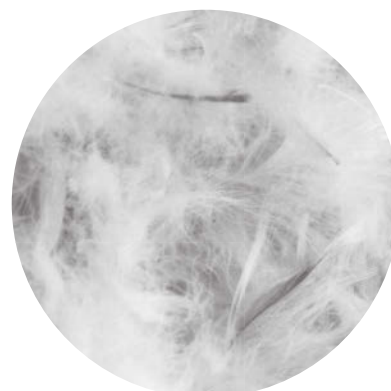




## GOOSE-DOWN TOPPER

Cover in 100% cotton.

Filled with goose down that has been certified and is traceable, with high heat-regulating power. 6 cm thick. It is produced in sections to allow the perfect circulation of air. Machine washable.



THE MATTRESS IS NOT SIMPLY A BEDROOM ACCESSORY	4 - 5
THE TALE OF WELLNESS CONTINUES	6 - 7
SLEEP IS FOR THE RIGHT AND THE JUST	8 - 9
OUR SLEEP TELLS A LOT ABOUT US	10 - 23
THE FLOU SYSTEM	24 - 25
WHAT ARE THE ESSENTIAL INGREDIENTS OF WELLNESS	26 - 29
THE SYMBOLS	30 - 31
PRODUCTS LINES	32 - 33
COMFORT MATTRESSES	34 - 39
ADAPTIVE MATTRESSES	40 - 45
MEMOFORM MATTRESSES	46 - 51
ISOLATED SPRING MATTRESSES	52 - 59
SPRING MATTRESSES	60 - 67
LATEX MATTRESSES	68 - 73
MATTRESSES FOR BEDS WITH MOVEMENTS	74 - 77
BASES	78 - 91
PILLOWS	92 - 99
DUVETS	100 - 105
MATTRESS PROTECTORS, PILLOW PROTECTORS	106 - 109
TOPPERS	110 - 114

**Flou SpA**

via Cadorna, 12 · Meda (MB) · Italia

t +39 0362 3731 · f +39 0362 72952 +39 0362 343199

Numero Verde 800 82 90 70

info@flou.it · www.flou.it

**CREDITS**

*photo max zambelli*

*set design/styling elena caponi studio*

*print rotolito lombarda*

*repro print basegreen*

**THANKS TO**

Unopiù

